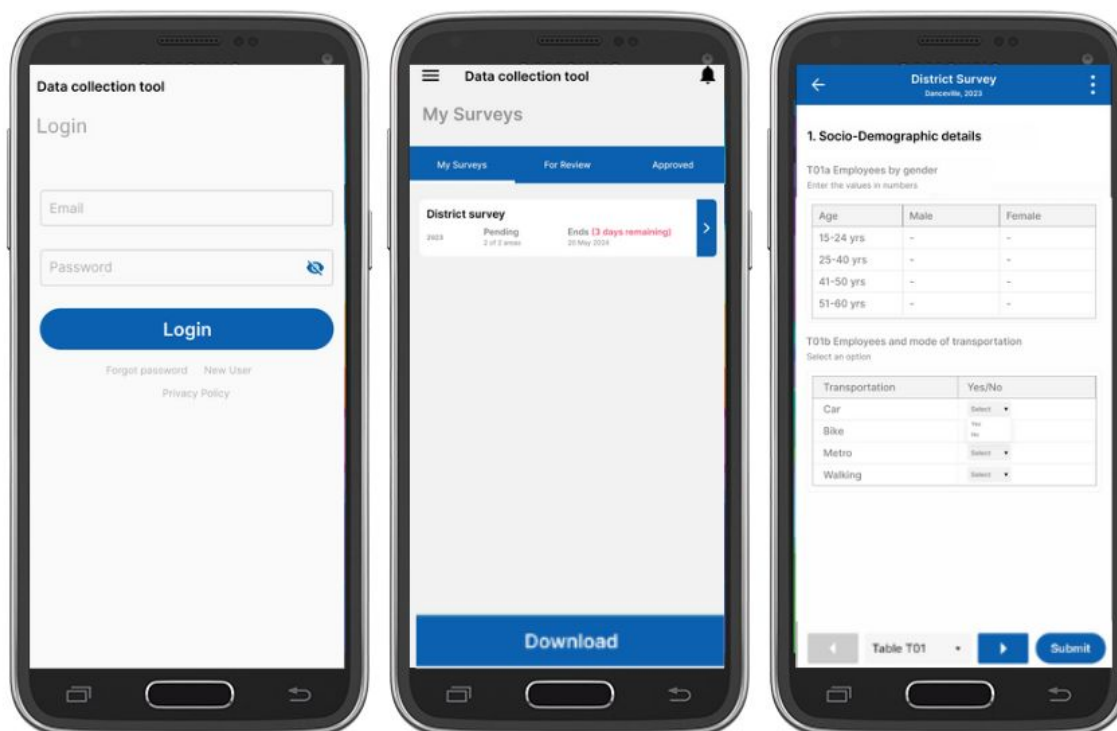


DFA Survey

Digitize the process of data capture and automate analytical data.

DFA Survey



DFA Survey is a platform that digitises the process of data collection. It is linked to a web application where the survey can be designed, and the users involved in the data collection and review process are managed.

With the DFA Survey platform, design and creation of surveys, area assignments, data capture, data review, and data dissemination are all automated processes, with reduced scope of errors and enhanced efficiency.

Implementations

- SISO Mali
- Resilience Mali

Why use DFA Survey?

If you have your data capture form, you can easily design a digital survey online which can then be bundled in a mobile app for Android and IOS phones.

You can define your own areas and reporting frequencies, as well as define the types of permissions you want to assign to your enumerators and reviewers.

A suite of reports and an operational dashboard are also there to shed transparency on the data capture and review process.



Features

- ▶ **Custom surveys:** Web based module to design custom surveys based on programme or project requirements. Various types of questions can be configured to capture qualitative and quantitative data.
- ▶ **Data Validation rules:** Admin can set up data validation rules to specific questions in the survey to ensure quality data capture.
- ▶ **Custom template:** The designed survey is configured in a template where the areas and frequencies are defined.
- ▶ **Database code list management:** Administrator can define custom areas, time periods, organisations etc.
- ▶ **User management:** Module that allows the admin to define roles and create users like reviewers, enumerators with defined permissions.
- ▶ **Mobile app for Android & IOS Phones:** The designed survey formed is bundled in an IOS and Android app.
- ▶ **Secured login:** Controlled access to the mobile app to ensure data security.
- ▶ **Data Review:** Module to allow reviewers to validate the responses sent by the enumerators. Responses can be approved or rejected.
- ▶ **Enumerators engaged in review process:** A rejected response will be sent back to the enumerator for correction. Enumerators will see in real time which responses are awaiting review, those which have been rejected or approved.



Features

- ▶ **Add notes/observations:** Enumerators can add notes or observations to their responses and submit to the reviewer.
- ▶ **Notifications:** All users of the platform receive email notifications based on their activities. The Survey mobile app has an integrated notification feature that allows enumerators to readily access their messages on the app.
- ▶ **Offline data capture:** The mobile app allows logged-in users to do their data entry even without being connected to the internet. The data will be saved on the app and will be sent to the reviewer only once internet is re-established.
- ▶ **Profile management:** Enumerators can edit their profile from the mobile app at any point of time.
- ▶ **Reports:** A suite of reports available to the reviewers and administrator to better comprehend the operational side of the data collection and review. Examples of the available reports include; ▶ **Operational Dashboard :** Real time visibility on the data collection activity process that provides transparency on who is doing what.
- ▶ **Publish data to DFA Data warehouse:** The approved responses are published in the DFA Data warehouse and the number indicators are then transformed to percentage indicators.
- ▶ **Calculate Engine:** Feature that allows the database administrator to configure the data publishing - total quarterly data to give an annual value, setup formula for percentage indicators, setup formula for TOTALS (Male + Female = Total for ex.)

Key Outputs

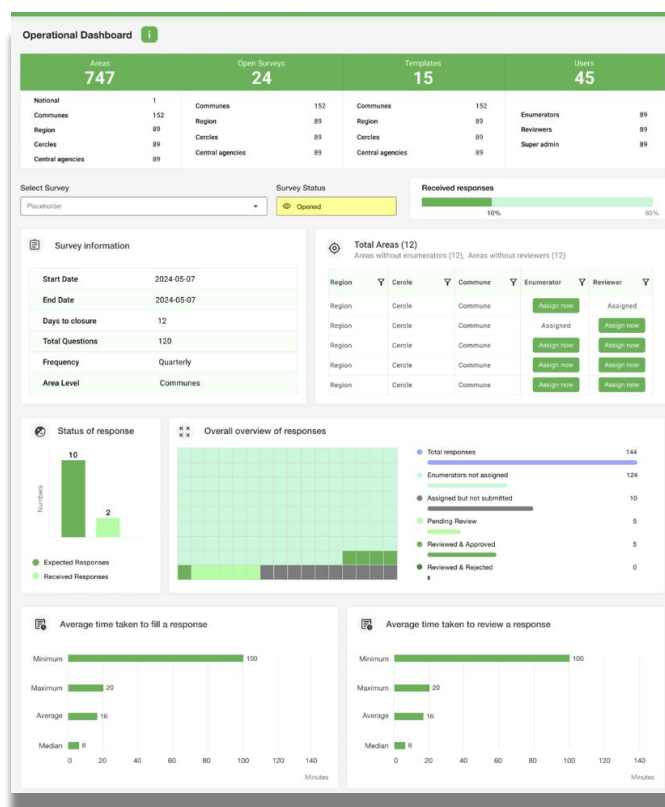
▶ Reports

An array of reports is available, both for the administrator and the reviewers, to help them have a better idea about what is happening within a survey. These are downloadable and customised reports about responses, users and other key aspects of the survey. Examples of the reports available:

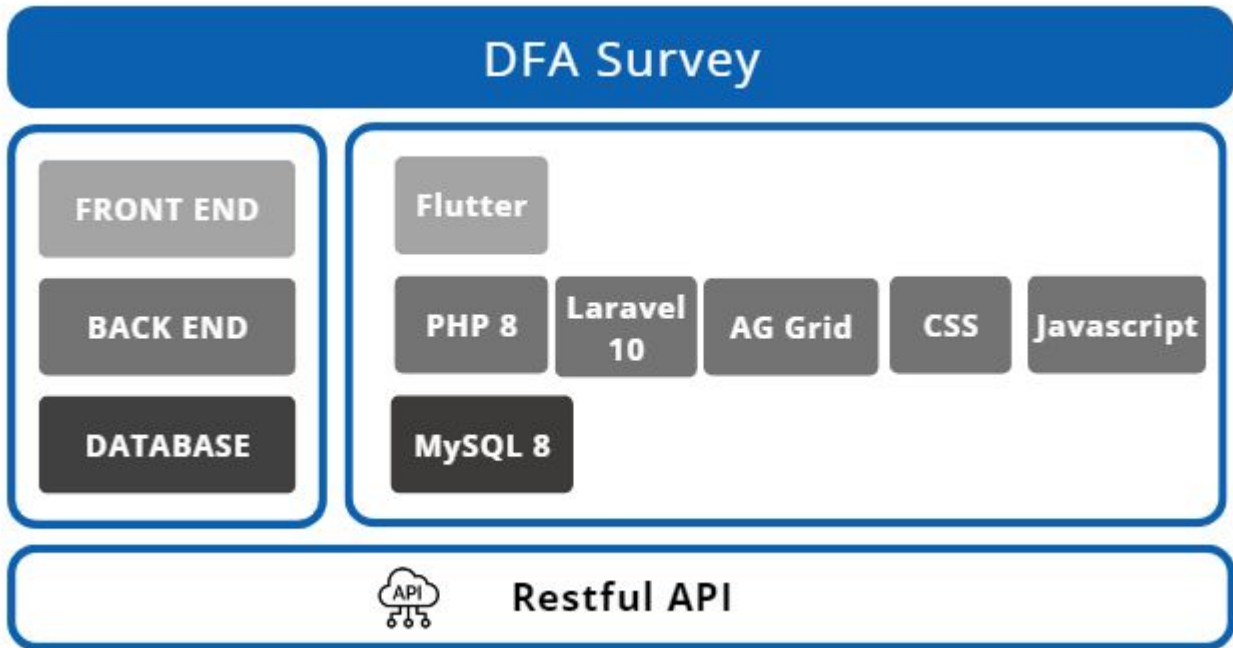
- Assigned Enumerator reports
- Unassigned Enumerator reports
- Assigned Reviewer reports
- Unassigned Reviewer reports
- Response reports
- Missing response reports
- Report on the rate of completion
- Survey report
- Reviewer performance report
- Transaction Logs

▶ Operational Dashboard

This dashboard helps in an effective planning of the survey, while planning and monitoring the efforts of the field team. The operational dashboard is a powerful tool for the administrator and reviewer to better understand the field related activities – how much time is being taken to fill a survey, to review a survey, status of responses (expected, received, reviewed etc.)



Technology Stack



Implementation example

